



ग्रामीण गृहनिर्माण

दैनिक प्रगती अहवाल :

२०.०८.२०२३

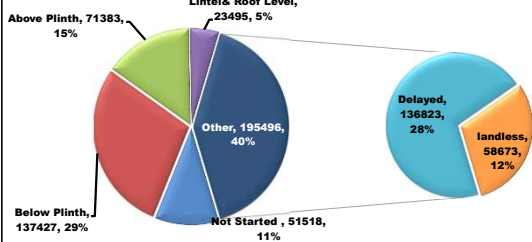
प्रधानमंत्री आवास योजना ग्रामीण – मंजूरी, पूर्ण घरकुले, हप्ते वितरण, भूमिहीन, आर्थिकदृष्ट्या अपुर्ण
राज्य पुरस्कृत ग्रामीण आवास योजना – मंजूरी, पूर्ण घरकुले, हप्ते वितरण, आर्थिकदृष्ट्या अपुर्ण

योजना	एकूण मंजूरी	दैनिक मंजूरी	एकूण पूर्ण	दैनिक पूर्ण घरकुले	दैनिक पहिला हप्ता वितरीत	दैनिक दुसरा हप्ता वितरीत	दैनिक तिसरा हप्ता वितरीत
प्रधानमंत्री आवास योजना ग्रामीण	१३९३५६२	०	११७२६६७	६६	०	०	०
राज्य योजना	६०९९२६	५	४३२९४८	१०८	०	०	०
एकूण	२००३४८८	५	१६०५६१५	१७४	०	०	०

PMAY-G Completion Progress Bar

84.1%

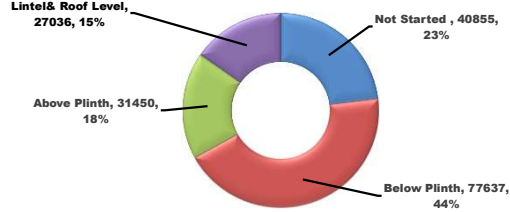
PMAY-G: Incomplete Houses bifurcation



State Schemes Progress Bar

71.0%

State Schemes: Incomplete Houses bifurcation



216745

181121

160537

136823

78272

125766

48467

27005

पहिला हप्ता मिळाल्यानंतर ३ महिने उलटूनही अपुर्ण घरकुले

पहिला हप्ता मिळाल्यानंतर ६ महिने उलटूनही अपुर्ण घरकुले

पहिला हप्ता मिळाल्यानंतर ९ महिने उलटूनही अपुर्ण घरकुले

पहिला हप्ता मिळाल्यानंतर १२ महिने उलटूनही अपुर्ण घरकुले

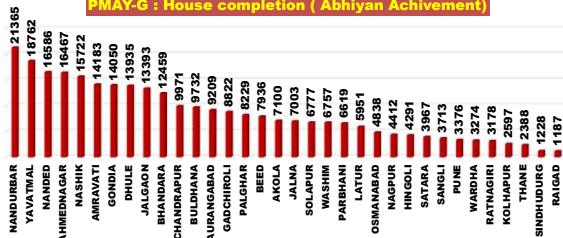
पहिला हप्ता मिळाल्यानंतर १८ महिने उलटूनही अपुर्ण घरकुले

पहिला हप्ता मिळाल्यानंतर १० दिवसानंतरही दुसरा हप्ता न मिळालेली घरकुले

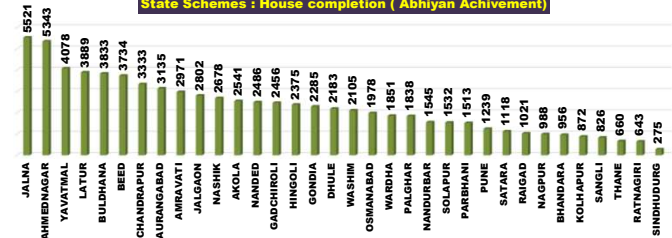
दुसरा हप्ता मिळाल्यानंतर १० दिवसानंतरही तिसरा हप्ता न मिळालेली घरकुले

तिसरा हप्ता मिळाल्यानंतर १० दिवसानंतरही अपुर्ण घरांची संख्या

PMAY-G : House completion (Abhiyan Achievement)



State Schemes : House completion (Abhiyan Achievement)

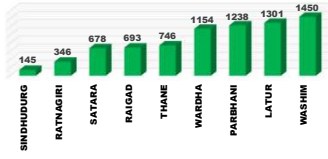


राज्य व्यवस्थापन कक्ष- ग्रामीण गृहनिर्माण

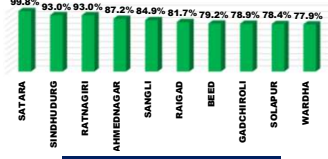
४ था मजला, दक्षिण कक्ष, सिडको भवन, सीबीडी बेलापूर, नवी मुंबई - ४०० ६१४.

Top and Bottom Ten Districts

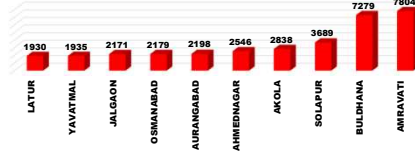
PMAY-G Delayed Houses TOP 10 Dist.



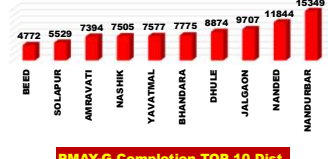
State Schemes Sanction TOP 10 Dist.



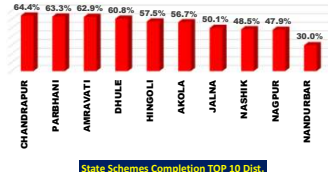
PMAY-G Remaining 1st Installments Bottom 10 Dist.



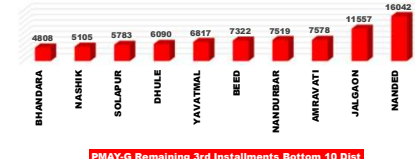
PMAY-G Delayed Houses Bottom 10 Dist.



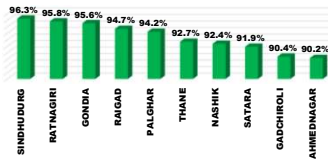
State Schemes Sanction Bottom 10 Dist.



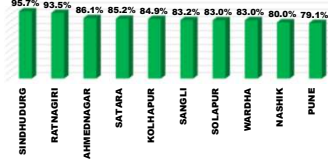
PMAY-G Remaining 2nd Installments Bottom 10 Dist.



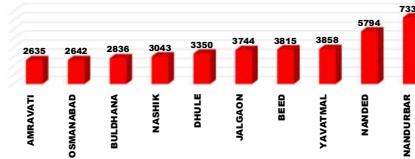
PMAY-G Completion TOP 10 Dist.



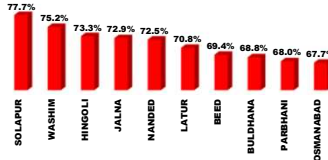
State Schemes Completion TOP 10 Dist.



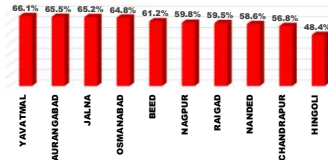
PMAY-G Remaining 3rd Installments Bottom 10 Dist.



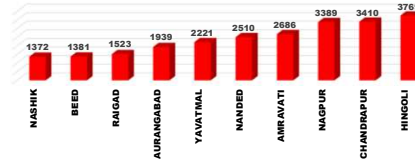
PMAY-G Completion Bottom 10 Dist.



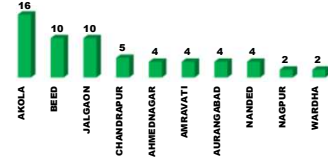
State Schemes Completion Bottom 10 Dist.



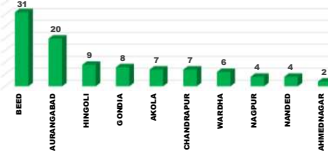
State Schemes Remaining 1st Installments Bottom 10 Dist.



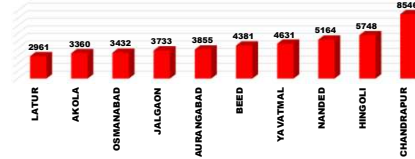
PMAY-G Daily Completion Top 10 Dist.



State Schemes Daily Completion Top 10 Dist.



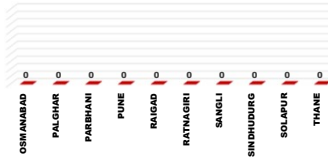
State Schemes Remaining 2nd Installments Bottom 10 Dist.



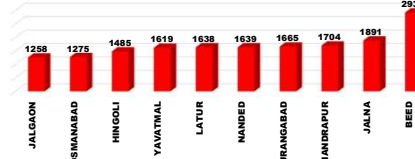
PMAY-G Daily Completion Bottom 10 Dist.



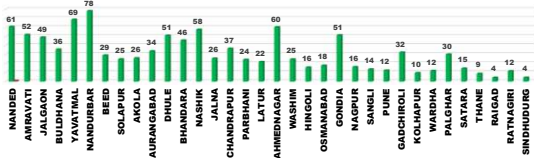
State Schemes Daily Completion Bottom 10 Dist.



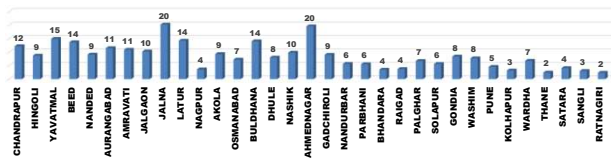
State Schemes Remaining 3rd Installments Bottom 10 Dist.



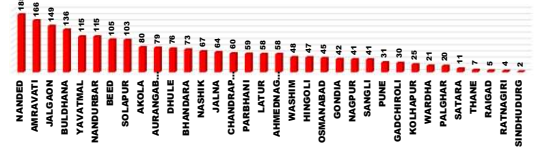
PMAY-G : Current Pace of Completion Per Day (Abhiyan)



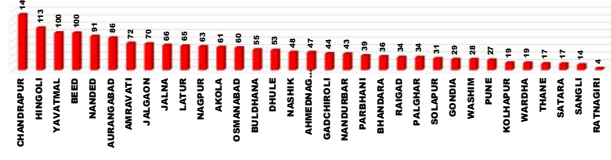
State Schemes : Current Pace of Completion Per Day (Abhiyan)



PMAY-G Required Pace of Completion Per Day



State Schemes Required Pace of Completion Per Day



प्रधानमंत्री आवास योजना ग्रामीण - मंजूरी (PWL+Awaas Plus)

Sr. No.	Division	Target (PWL+Awaas Plus)	19.08.2023	20.08.2023	Daily Achivement	Remaining
1	NASHIK DIV.	412019	411661	411661	0	358
2	AMRAVATI DIV.	270828	269467	269270	0	1558
3	AURANGABAD DIV.	236300	235471	235471	0	829
4	NAGPUR DIV.	289034	288240	288228	0	806
5	KONKAN DIV.	69517	69466	69466	0	51
6	PUNE DIV.	120610	119526	119466	0	1144
Total		1398308	1393831	1393562	0	4746

Sr. No.	District	Target (PWL+Awaas Plus)	19.08.2023	20.08.2023	Daily Achivement	Remaining
1	AHMEDNAGAR	60551	60467	60467	0	84
2	AKOLA	48598	48364	48364	0	234
3	AMRAVATI	93192	92740	92740	0	452
4	AURANGABAD	36366	36350	36350	0	16
5	BEED	34984	34836	34836	0	148
6	BULDHANA	44705	44669	44669	0	36
7	CHANDRAPUR	42516	42434	42434	0	82
8	DHULE	64664	64639	64639	0	25
9	GADCHIROLI	31635	31617	31617	0	18
10	GONDIA	95992	95895	95895	0	97
11	HINGOLI	18083	18083	18083	0	0
12	JALGAON	78561	78458	78458	0	103
13	JALNA	24035	24034	24034	0	1
14	KOLHAPUR	17410	17199	17199	0	211
15	LATUR	20415	20368	20368	0	47
16	NAGPUR	36720	36482	36482	0	238
17	NANDED	69191	68788	68788	0	403
18	NANDURBAR	118812	118784	118784	0	28
19	NASHIK	89431	89313	89313	0	118
20	OSMANABAD	14309	14205	14205	0	104
21	PALGHAR	35188	35188	35188	0	0
22	PARBHANI	18917	18807	18807	0	110
23	PUNE	19230	19180	19180	0	50
24	RAIGAD	9821	9819	9819	0	2
25	RATNAGIRI	9804	9791	9791	0	13
26	SANGLI	21508	21342	21342	0	166
27	SATARA	14707	14512	14512	0	195
28	SINDHUDURG	5132	5096	5096	0	36
29	THANE	9572	9572	9572	0	0
30	WARDHA	18046	17918	17918	0	128
31	YAVATMAL	64233	63861	63861	0	372
32	BHANDARA	64125	63894	63882	-12	243
33	SOLAPUR	47755	47293	47233	-60	522
34	WASHIM	20100	19833	19636	-197	464
Total		1398308	1393831	1393562	0	4746

Remaining Sanction RANK

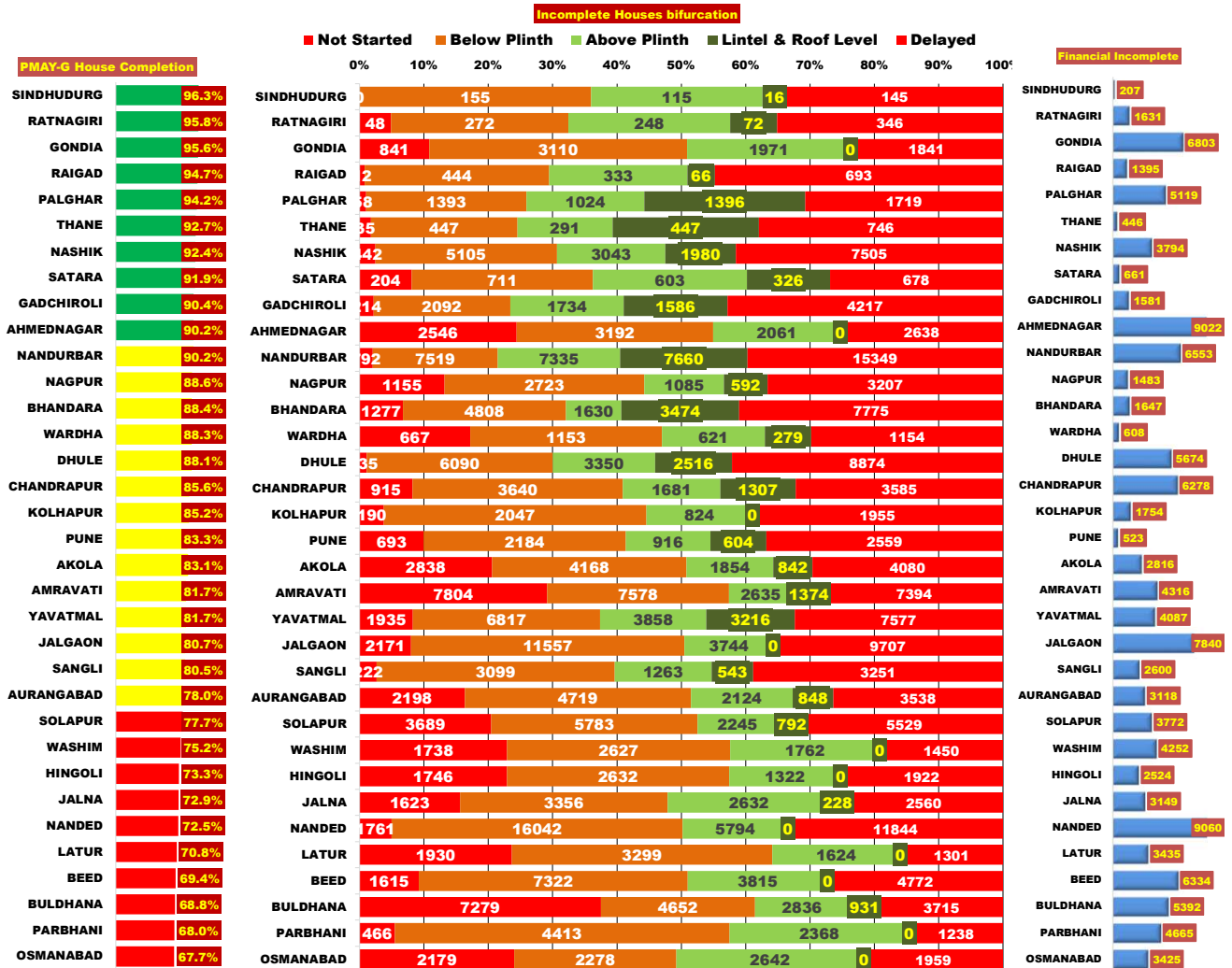
HINGOLI	0
PALGHAR	0
THANE	0
JALNA	1
RAIGAD	2
RATNAGIRI	13
AURANGABAD	16
GADCHIROLI	18
DHULE	25
NANDURBAR	28
BULDHANA	36
SINDHUDURG	36
LATUR	47
PUNE	50
CHANDRAPUR	82
AHMEDNAGAR	84
GONDIA	97
JALGAON	103
OSMANABAD	104
PARBHANI	110
NASHIK	118
WARDHA	128
BEED	148
SANGLI	166
SATARA	195
KOLHAPUR	211
AKOLA	234
NAGPUR	238
BHANDARA	243
YAVATMAL	372
NANDED	403
AMRAVATI	452
WASHIM	464
SOLAPUR	522

प्रधानमंत्री आवास योजना - ग्रामीण : भूमिहीन लाभार्थी अहवाल

Sr. No.	District	Google Sheet Report			AwaasSoft Report			
		Total Landless	Provided land	Remaining	Landless beneficiaries tagged in AwaasSoft	Landless beneficiaries provided land	Remaining Landless	Remaining Tag (provided land)
1	DHULE	18	18	0	18	18	0	0
2	GADCHIROLI	8	8	0	9	9	0	-1
3	GONDIA	2450	2450	0	2457	2329	128	121
4	KOLHAPUR	257	257	0	253	228	25	29
5	NANDURBAR	0	0	0	0	0	0	0
6	PALGHAR	11	11	0	11	11	0	0
7	RAIGAD	6	6	0	6	6	0	0
8	RATNAGIRI	23	23	0	23	23	0	0
9	SINDHUDURG	420	420	0	418	418	0	2
10	NANDED	354	322	32	372	263	109	59
11	THANE	112	80	32	118	60	58	20
12	BEED	212	125	87	364	66	298	59
13	SANGLI	338	213	125	352	142	210	71
14	SATARA	869	689	180	862	625	237	64
15	PARBHANI	307	63	244	300	54	246	9
16	NASHIK	1794	1471	323	1694	1162	532	309
17	PUNE	2069	1603	466	2062	867	1195	736
18	CHANDRAPUR	2456	1912	544	2502	1614	888	298
19	WARDHA	2359	1809	550	2403	1804	599	5
20	NAGPUR	4587	3705	882	4595	3546	1049	159
21	HINGOLI	1713	796	917	1713	466	1247	330
22	JALNA	1359	406	953	1374	85	1289	321
23	BHANDARA	5024	4002	1022	5025	4108	917	-106
24	LATUR	2184	1150	1034	2258	810	1448	340
25	JALGAON	22530	21460	1070	22585	20901	1684	559
26	WASHIM	3085	1683	1402	3067	1511	1556	172
27	AURANGABAD	3266	1700	1566	3250	1807	1443	-107
28	OSMANABAD	2258	531	1727	2367	56	2311	475
29	YAVATMAL	3666	1640	2026	3354	1519	1835	121
30	AKOLA	7278	5134	2144	7217	5179	2038	-45
31	AHMEDNAGAR	7586	5240	2346	7810	5117	2693	123
32	SOLAPUR	6559	3944	2615	6543	3275	3268	669
33	BULDHANA	15352	9266	6086	15705	9146	6559	120
34	AMRAVATI	20723	13727	6996	19838	12841	6997	886
	Total	121233	85864	35369	120925	80066	40859	6057

प्रधानमंत्री आवास योजना ग्रामीण - पूर्ण घरकूले

Sr. No.	Division	Sanction	19.08.2023	20.08.2023	Daily Achivement	Remaining	Avg. Completed Per Day From 20.11.22 to Today	To be Completed in Per Day till 30.11.23
1	AMRAVATI DIV.	269270	213667	213691	24	55579	207	545
2	AURANGABAD DIV.	235471	169976	169994	18	65477	229	642
3	NASHIK DIV.	411661	364382	364396	14	47265	296	463
4	NAGPUR DIV.	288228	261105	261116	11	27112	194	266
5	KONKAN DIV.	69466	65618	65618	0	3848	59	38
6	PUNE DIV.	119466	97853	97852	-1	21614	75	212
Total		1393562	1172601	1172667	66	220895	1060	2166



प्रधानमंत्री आवास योजना ग्रामीण - पूर्ण घरकूले

Sr. No.	District	Sanction	19.08.2023	20.08.2023	Daily Achivement	Remaining	Completed & verified	To be Completed in Per Day till 30.11.23
1	AKOLA	48364	40181	40197	16	8167	38662	80
2	BEED	34836	24154	24164	10	10672	22176	105
3	JALGAON	78458	63301	63311	10	15147	61155	149
4	CHANDRAPUR	42434	36305	36310	5	6124	34891	60
5	AHMEDNAGAR	60467	54543	54547	4	5920	53653	58
6	AMRAVATI	92740	75804	75808	4	16932	73349	166
7	AURANGABAD	36350	28337	28341	4	8009	26461	79
8	NANDED	68788	49892	49896	4	18892	47377	185
9	NAGPUR	36482	32303	32305	2	4177	30927	41
10	WARDHA	17918	15811	15813	2	2105	15198	21
11	WASHIM	19636	14761	14763	2	4873	14092	48
12	YAVATMAL	63861	52168	52170	2	11691	48035	115
13	BHANDARA	63882	56470	56471	1	7411	52693	73
14	GONDIA	95895	91627	91628	1	4267	90980	42
15	BULDHANA	44669	30753	30753	0	13916	28971	136
16	DHULE	64639	56930	56930	0	7709	52448	76
17	GADCHIROLI	31617	28589	28589	0	3028	25991	30
18	HINGOLI	18083	13249	13249	0	4834	12693	47
19	JALNA	24034	17509	17509	0	6525	16195	64
20	KOLHAPUR	17199	14659	14659	0	2540	14210	25
21	LATUR	20368	14425	14425	0	5943	13889	58
22	NANDURBAR	118784	107095	107095	0	11689	95478	115
23	NASHIK	89313	82513	82513	0	6800	78743	67
24	OSMANABAD	14205	9618	9618	0	4587	8314	45
25	PALGHAR	35188	33160	33160	0	2028	31317	20
26	PARBHANI	18807	12792	12792	0	6015	12174	59
27	PUNE	19180	15986	15986	0	3194	14783	31
28	RAIGAD	9819	9297	9297	0	522	8964	5
29	RATNAGIRI	9791	9382	9382	0	409	9151	4
30	SANGLI	21342	17180	17180	0	4162	16215	41
31	SATARA	14512	13342	13342	0	1170	12668	11
32	SINDHUDURG	5096	4905	4905	0	191	4810	2
33	THANE	9572	8874	8874	0	698	8352	7
34	SOLAPUR	47233	36686	36685	-1	10548	34724	103
Total		1393562	1172601	1172667	66	220895	1109739	2166

राज्यपुरस्कृत आवास योजना ग्रामीण - मंजूरी

Sr. No.	Division	Target	19.08.2023	20.08.2023	Daily Achivement	Sanction %	Remaining	Sanction State Rank
1	AMRAVATI DIV.	156577	103987	103978	5	66.4%	52599	3
2	KONKAN DIV.	44680	35049	35049	0	78.4%	9631	1
3	PUNE DIV.	79398	64644	64644	0	81.4%	14754	2
4	NASHIK DIV.	207115	119333	119319	0	57.6%	87796	5
5	AURANGABAD DIV.	269235	177857	177857	0	66.1%	91378	6
6	NAGPUR DIV.	163668	109079	109079	0	66.6%	54589	4
Total		920673	609949	609926	5	66.2%	310747	

Sr. No.	District	Target	19.08.2023	20.08.2023	Daily Achivement	Sanction %	Remaining	Sanction State Rank
1	AMRAVATI	36242	22774	22779	5	62.9%	13463	26
2	AHMEDNAGAR	39938	34808	34808	0	87.2%	5130	33
3	AKOLA	34781	19717	19717	0	56.7%	15064	22
4	AURANGABAD	36954	25516	25516	0	69.0%	11438	28
5	BEED	33057	26166	26166	0	79.2%	6891	30
6	BHANDARA	21794	16429	16429	0	75.4%	5365	16
7	BULDHANA	28967	20426	20426	0	70.5%	8541	23
8	CHANDRAPUR	54555	35126	35126	0	64.4%	19429	34
9	DHULE	31410	19105	19105	0	60.8%	12305	20
10	GADCHIROLI	20609	16257	16257	0	78.9%	4352	15
11	GONDIA	18712	13869	13869	0	74.1%	4843	12
12	HINGOLI	38798	22317	22317	0	57.5%	16481	24
13	JALNA	38892	19469	19469	0	50.1%	19423	21
14	KOLHAPUR	16830	12904	12904	0	76.7%	3926	10
15	LATUR	35747	26710	26710	0	74.7%	9037	31
16	NAGPUR	33291	15948	15948	0	47.9%	17343	14
17	NANDED	34410	22325	22325	0	64.9%	12085	25
18	NANDURBAR	51420	15418	15418	0	30.0%	36002	13
19	NASHIK	49930	24239	24239	0	48.5%	25691	27
20	OSMANABAD	22761	17247	17247	0	75.8%	5514	17
21	PALGHAR	16073	11748	11748	0	73.1%	4325	9
22	PARBHANI	28616	18107	18107	0	63.3%	10509	18
23	PUNE	17336	13138	13138	0	75.8%	4198	11
24	RAIGAD	10569	8637	8637	0	81.7%	1932	5
25	RATNAGIRI	7197	6690	6690	0	93.0%	507	3
26	SANGLI	10132	8604	8604	0	84.9%	1528	4
27	SATARA	11532	11513	11513	0	99.8%	19	8
28	SINDHUDURG	2267	2109	2109	0	93.0%	158	1
29	SOLAPUR	23568	18485	18485	0	78.4%	5083	19
30	THANE	8574	5865	5865	0	68.4%	2709	2
31	WARDHA	14707	11450	11450	0	77.9%	3257	7
32	WASHIM	15828	10987	10987	0	69.4%	4841	6
33	JALGAON	34417	25763	25749	-14	74.8%	8668	29
34	YAVATMAL	40759	30083	30069	-14	73.8%	10690	32
Total		920673	609949	609926	5	66.2%	310747	

राज्यपुरस्कृत आवास योजना ग्रामीण - प्रलंबीत मंजूरी

Sr. No.	Division	रमाई आवास योजना	शबरी आवास योजना	आदीम आवास योजना	पारधी आवास योजना	य.च.मु.व योजना	धनगर आवास योजना	एकूण
1	KONKAN DIV.	1470	8111	25	3	22	0	9631
2	PUNE DIV.	10892	3622	4	55	20	161	14754
3	AMRAVATI DIV.	31991	20132	194	9	239	34	52599
4	NAGPUR DIV.	27670	24739	252	2	1899	27	54589
5	NASHIK DIV.	21455	66172	61	20	59	29	87796
6	AURANGABAD DIV.	61973	28007	238	26	294	840	91378
	Total	155451	150783	774	115	2533	1091	310747

Sr. No.	District	रमाई आवास योजना	शबरी आवास योजना	आदीम आवास योजना	पारधी आवास योजना	य.च.मु.व योजना	धनगर आवास योजना	एकूण
1	SATARA	19	0	0	0	0	0	19
2	SINDHUDURG	128	14	16	0	0	0	158
3	RATNAGIRI	400	84	0	1	22	0	507
4	SANGLI	1486	30	0	12	0	0	1528
5	RAIGAD	522	1408	0	2	0	0	1932
6	THANE	321	2382	6	0	0	0	2709
7	WARDHA	903	2220	134	0	0	0	3257
8	KOLHAPUR	3730	35	0	0	0	161	3926
9	PUNE	844	3316	4	14	20	0	4198
10	PALGHAR	99	4223	3	0	0	0	4325
11	GADCHIROLI	1078	3248	26	0	0	0	4352
12	WASHIM	3625	1216	0	0	0	0	4841
13	GONDIA	3243	1585	0	0	0	15	4843
14	SOLAPUR	4813	241	0	29	0	0	5083
15	AHMEDNAGAR	2655	2475	0	0	0	0	5130
16	BHANDARA	3871	1446	0	0	36	12	5365
17	OSMANABAD	5111	264	0	0	139	0	5514
18	BEED	5587	1298	0	6	0	0	6891
19	BULDHANA	5765	2742	0	0	0	34	8541
20	JALGAON	3578	5057	0	4	0	29	8668
21	LATUR	7200	933	0	4	67	833	9037
22	PARBHANI	7664	2764	0	0	81	0	10509
23	YAVATMAL	5759	4663	194	1	73	0	10690
24	AURANGABAD	7172	4260	0	6	0	0	11438
25	NANDED	5222	6617	238	8	0	0	12085
26	DHULE	3860	8386	0	0	59	0	12305
27	AMRAVATI	5253	8037	0	7	166	0	13463
28	AKOLA	11589	3474	0	1	0	0	15064
29	HINGOLI	7038	9443	0	0	0	0	16481
30	NAGPUR	12087	5252	0	0	4	0	17343
31	JALNA	16979	2428	0	2	7	7	19423
32	CHANDRAPUR	6488	10988	92	2	1859	0	19429
33	NASHIK	10415	15209	61	6	0	0	25691
34	NANDURBAR	947	35045	0	10	0	0	36002
	Total	155451	150783	774	115	2533	1091	310747

राज्यपुरस्कृत आवास योजना ग्रामीण - पूर्ण घरकूले

Sr. No.	Division	Sanction	19.08.2023	20.08.2023	Daily Achivement	Completion %	Remaining	To be Completed in Per Day till 30.11.23
1	AURANGABAD DIV.	177857	114671	114737	66	64.5%	63120	619
2	NAGPUR DIV.	109079	74388	74414	26	68.2%	34665	340
3	AMRAVATI DIV.	103978	71713	71726	13	69.0%	32252	316
4	NASHIK DIV.	119319	92606	92608	2	77.6%	26711	262
5	PUNE DIV.	64644	53651	53652	1	83.0%	10992	108
6	KONKAN DIV.	35049	25811	25811	0	73.6%	9238	91
	Total	609926	432840	432948	108	71.0%	176978	1735

Sr. No.	District	Sanction	19.08.2023	20.08.2023	Daily Achivement	Completion %	Remaining	To be Completed in Per Day till 30.11.23
1	BEED	26166	15986	16017	31	61.2%	10149	100
2	AURANGABAD	25516	16688	16708	20	65.5%	8808	86
3	HINGOLI	22317	10788	10797	9	48.4%	11520	113
4	GONDIA	13869	10927	10935	8	78.8%	2934	29
5	AKOLA	19717	13468	13475	7	68.3%	6242	61
6	CHANDRAPUR	35126	19931	19938	7	56.8%	15188	149
7	WARDHA	11450	9499	9505	6	83.0%	1945	19
8	NAGPUR	15948	9540	9544	4	59.8%	6404	63
9	NANDED	22325	13071	13075	4	58.6%	9250	91
10	AHMEDNAGAR	34808	29967	29969	2	86.1%	4839	47
11	AMRAVATI	22779	15430	15432	2	67.7%	7347	72
12	LATUR	26710	20117	20119	2	75.3%	6591	65
13	WASHIM	10987	8082	8084	2	73.6%	2903	28
14	YAVATMAL	30069	19874	19876	2	66.1%	10193	100
15	BHANDARA	16429	12726	12727	1	77.5%	3702	36
16	SATARA	11513	9808	9809	1	85.2%	1704	17
17	BULDHANA	20426	14859	14859	0	72.7%	5567	55
18	DHULE	19105	13672	13672	0	71.6%	5433	53
19	GADCHIROLI	16257	11765	11765	0	72.4%	4492	44
20	JALGAON	25749	18567	18567	0	72.1%	7182	70
21	JALNA	19469	12690	12690	0	65.2%	6779	66
22	KOLHAPUR	12904	10951	10951	0	84.9%	1953	19
23	NANDURBAR	15418	11010	11010	0	71.4%	4408	43
24	NASHIK	24239	19390	19390	0	80.0%	4849	48
25	OSMANABAD	17247	11170	11170	0	64.8%	6077	60
26	PALGHAR	11748	8268	8268	0	70.4%	3480	34
27	PARBHANI	18107	14161	14161	0	78.2%	3946	39
28	PUNE	13138	10388	10388	0	79.1%	2750	27
29	RAIGAD	8637	5141	5141	0	59.5%	3496	34
30	RATNAGIRI	6690	6252	6252	0	93.5%	438	4
31	SANGLI	8604	7156	7156	0	83.2%	1448	14
32	SINDHUDURG	2109	2019	2019	0	95.7%	90	1
33	SOLAPUR	18485	15348	15348	0	83.0%	3137	31
34	THANE	5865	4131	4131	0	70.4%	1734	17
	Total	609926	432840	432948	108	71.0%	176978	1735

राज्य योजना अपूर्ण घरकुले

Sr. No.	Division	रमाई आवास योजना	शबरी आवास योजना	आदीम आवास योजना	पारधी आवास योजना	य.च.मु.व योजना	धनगर आवास योजना	एकूण
1	KONKAN DIV.	1070	7557	591	0	8	12	9238
2	PUNE DIV.	9498	962	56	58	54	364	10992
3	NASHIK DIV.	12199	14178	25	126	20	163	26711
4	AMRAVATI DIV.	17824	10916	2244	212	1001	55	32252
5	NAGPUR DIV.	11108	18533	660	23	4331	10	34665
6	AURANGABAD DIV.	53962	8574	47	63	376	98	63120
Total		105661	60720	3623	482	5790	702	176978

Sr. No.	District	रमाई आवास योजना	शबरी आवास योजना	आदीम आवास योजना	पारधी आवास योजना	य.च.मु.व योजना	धनगर आवास योजना	एकूण
1	SINDHUDURG	89	1	0	0	0	0	90
2	RATNAGIRI	405	21	4	0	8	0	438
3	AHMEDNAGAR	2641	2162	0	16	20	0	4839
4	SATARA	1631	40	0	0	33	0	1704
5	KOLHAPUR	1557	12	0	0	20	364	1953
6	SANGLI	1437	7	0	4	0	0	1448
7	SOLAPUR	3048	80	0	8	1	0	3137
8	WARDHA	1179	643	122	1	0	0	1945
9	NASHIK	2620	2174	25	30	0	0	4849
10	PUNE	1825	823	56	46	0	0	2750
11	GONDIA	1449	1485	0	0	0	0	2934
12	PARBHANI	3310	467	0	0	169	0	3946
13	BHANDARA	1586	1296	0	0	810	10	3702
14	LATUR	6451	140	0	0	0	0	6591
15	WASHIM	1893	1005	0	2	0	3	2903
16	BULDHANA	5006	492	0	17	0	52	5567
17	GADCHIROLI	1403	2798	291	0	0	0	4492
18	JALGAON	3461	3492	0	66	0	163	7182
19	DHULE	2448	2971	0	14	0	0	5433
20	NANDURBAR	1029	3379	0	0	0	0	4408
21	THANE	263	1213	258	0	0	0	1734
22	PALGHAR	66	3280	134	0	0	0	3480
23	AKOLA	4902	1305	0	35	0	0	6242
24	AMRAVATI	3601	3569	0	28	149	0	7347
25	YAVATMAL	2422	4545	2244	130	852	0	10193
26	AURANGABAD	7435	1366	0	7	0	0	8808
27	JALNA	6543	80	0	7	51	98	6779
28	OSMANABAD	5798	82	0	41	156	0	6077
29	BEED	9648	493	0	8	0	0	10149
30	NAGPUR	882	5508	0	6	8	0	6404
31	RAIGAD	247	3042	195	0	0	12	3496
32	NANDED	8754	449	47	0	0	0	9250
33	CHANDRAPUR	4609	6803	247	16	3513	0	15188
34	HINGOLI	6023	5497	0	0	0	0	11520
Total		105661	60720	3623	482	5790	702	176978

प्रधानमंत्री आवास योजना ग्रामीण - हप्ते वितरण

Sr. No.	Division	1st Installment (Daily Achivement)	1st Installment Remaining	2nd Installment (Daily Achivement)	2nd Installment Remaining	3rd Installment (Daily Achivement)	3rd Installment Remaining
1	NASHIK DIV.	0	6186	0	33463	0	19533
2	AMRAVATI DIV.	0	21594	0	25842	0	12945
3	AURANGABAD DIV.	0	13518	0	44061	0	22321
4	NAGPUR DIV.	0	5069	0	17526	0	8722
5	KONKAN DIV.	0	153	0	2711	0	2011
6	PUNE DIV.	0	4998	0	13824	0	5851
	Total	0	51518	0	137427	0	71383

PMAY-G 1st Ins Pending

SINDHUDURG	0
RAIGAD	12
THANE	35
RATNAGIRI	48
PALGHAR	58
KOLHAPUR	190
SATARA	204
GADCHIROLI	214
SANGLI	222
DHULE	235
NASHIK	442
PARBHANI	466
WARDHA	667
PUNE	693
NANDURBAR	792
GONDIA	841
CHANDRAPUR	915
NAGPUR	1155
BHANDARA	1277
BEED	1615
JALNA	1623
WASHIM	1738
HINGOLI	1746
NANDED	1761
LATUR	1930
YAVATMAL	1935
JALGAON	2171
OSMANABAD	2179
AURANGABAD	2198
AHMEDNAGAR	2546
AKOLA	2838
SOLAPUR	3689
BULDHANA	7279
AMRAVATI	7804

PMAY-G 2nd Ins Pending

SINDHUDURG	155
RATNAGIRI	272
RAIGAD	444
THANE	447
SATARA	711
WARDHA	1153
PALGHAR	1393
KOLHAPUR	2047
GADCHIROLI	2092
PUNE	2184
OSMANABAD	2278
WASHIM	2627
HINGOLI	2632
NAGPUR	2723
SANGLI	3099
GONDIA	3110
AHMEDNAGAR	3192
LATUR	3299
JALNA	3356
CHANDRAPUR	3640
AKOLA	4168
PARBHANI	4413
BULDHANA	4652
AURANGABAD	4719
BHANDARA	4808
NASHIK	5105
SOLAPUR	5783
DHULE	6090
YAVATMAL	6817
BEED	7322
NANDURBAR	7519
AMRAVATI	7578
JALGAON	11557
NANDED	16042

PMAY-G 3rd Ins Pending

SINDHUDURG	115
RATNAGIRI	248
THANE	291
RAIGAD	333
SATARA	603
WARDHA	621
KOLHAPUR	824
PUNE	916
PALGHAR	1024
NAGPUR	1085
SANGLI	1263
HINGOLI	1322
LATUR	1624
BHANDARA	1630
CHANDRAPUR	1681
GADCHIROLI	1734
WASHIM	1762
AKOLA	1854
GONDIA	1971
AHMEDNAGAR	2061
AURANGABAD	2124
SOLAPUR	2245
PARBHANI	2368
JALNA	2632
AMRAVATI	2635
OSMANABAD	2642
BULDHANA	2836
NASHIK	3043
DHULE	3350
JALGAON	3744
BEED	3815
YAVATMAL	3858
NANDED	5794
NANDURBAR	7335

प्रधानमंत्री आवास योजना ग्रामीण - हप्ते वितरण

Sr. No.	District	1st Installment (Daily Achivement)	1st Installment Remaining	2nd Installment (Daily Achivement)	2nd Installment Remaining	3rd Installment (Daily Achivement)	3rd Installment Remaining
1	AHMEDNAGAR	0	2546	0	3192	0	2061
2	AKOLA	0	2838	0	4168	0	1854
3	AMRAVATI	0	7804	0	7578	0	2635
4	AURANGABAD	0	2198	0	4719	0	2124
5	BEED	0	1615	0	7322	0	3815
6	BHANDARA	0	1277	0	4808	0	1630
7	BULDHANA	0	7279	0	4652	0	2836
8	CHANDRAPUR	0	915	0	3640	0	1681
9	DHULE	0	235	0	6090	0	3350
10	GADCHIROLI	0	214	0	2092	0	1734
11	GONDIA	0	841	0	3110	0	1971
12	HINGOLI	0	1746	0	2632	0	1322
13	JALGAON	0	2171	0	11557	0	3744
14	JALNA	0	1623	0	3356	0	2632
15	KOLHAPUR	0	190	0	2047	0	824
16	LATUR	0	1930	0	3299	0	1624
17	NAGPUR	0	1155	0	2723	0	1085
18	NANDED	0	1761	0	16042	0	5794
19	NANDURBAR	0	792	0	7519	0	7335
20	NASHIK	0	442	0	5105	0	3043
21	OSMANABAD	0	2179	0	2278	0	2642
22	PALGHAR	0	58	0	1393	0	1024
23	PARBHANI	0	466	0	4413	0	2368
24	PUNE	0	693	0	2184	0	916
25	RAIGAD	0	12	0	444	0	333
26	RATNAGIRI	0	48	0	272	0	248
27	SANGLI	0	222	0	3099	0	1263
28	SATARA	0	204	0	711	0	603
29	SINDHUDURG	0	0	0	155	0	115
30	SOLAPUR	0	3689	0	5783	0	2245
31	THANE	0	35	0	447	0	291
32	WARDHA	0	667	0	1153	0	621
33	WASHIM	0	1738	0	2627	0	1762
34	YAVATMAL	0	1935	0	6817	0	3858
	Total	0	51518	0	137427	0	71383

राज्यपुरस्कृत आवास योजना ग्रामीण - हप्ते वितरण

Sr. No.	Division	1st Installment (Daily Achivement)	1st Installment Remaining	2nd Installment (Daily Achivement)	2nd Installment Remaining	3rd Installment (Daily Achivement)	3rd Installment Remaining
1	NASHIK DIV.	0	5713	0	10449	0	5361
2	AMRAVATI DIV.	0	6668	0	13848	0	5134
3	AURANGABAD DIV.	0	13396	0	30255	0	13544
4	NAGPUR DIV.	0	9600	0	15891	0	4297
5	KONKAN DIV.	0	2662	0	3097	0	1288
6	PUNE DIV.	0	2816	0	4097	0	1826
Total		0	40855	0	77637	0	31450

State Schemes 1st Ins Pending

SINDHUDURG	5
RATNAGIRI	42
SANGLI	165
PALGHAR	170
WARDHA	380
BULDHANA	471
KOLHAPUR	520
WASHIM	532
GONDIA	577
PUNE	584
SOLAPUR	585
PARBHANI	699
AKOLA	758
DHULE	822
AHMEDNAGAR	842
JALNA	884
GADCHIROLI	907
THANE	922
BHANDARA	937
SATARA	962
LATUR	1014
OSMANABAD	1200
JALGAON	1328
NANDURBAR	1349
NASHIK	1372
BEED	1381
RAIGAD	1523
AURANGABAD	1939
YAVATMAL	2221
NANDED	2510
AMRAVATI	2686
NAGPUR	3389
CHANDRAPUR	3410
HINGOLI	3769

State Schemes 2nd Ins Pending

SINDHUDURG	52
RATNAGIRI	115
SATARA	267
THANE	272
SANGLI	680
NANDURBAR	718
PUNE	826
WARDHA	893
KOLHAPUR	966
RAIGAD	1037
BHANDARA	1354
SOLAPUR	1358
GONDIA	1383
WASHIM	1447
NASHIK	1456
GADCHIROLI	1467
PALGHAR	1621
BULDHANA	1781
DHULE	1899
PARBHANI	2221
NAGPUR	2248
JALNA	2493
AMRAVATI	2629
AHMEDNAGAR	2643
LATUR	2961
AKOLA	3360
OSMANABAD	3432
JALGAON	3733
AURANGABAD	3855
BEED	4381
YAVATMAL	4631
NANDED	5164
HINGOLI	5748
CHANDRAPUR	8546

State Schemes 3rd Ins Pending

SINDHUDURG	23
RATNAGIRI	89
THANE	156
SATARA	206
KOLHAPUR	259
WARDHA	284
SANGLI	292
NAGPUR	354
BHANDARA	368
RAIGAD	447
PUNE	478
GONDIA	555
PALGHAR	573
SOLAPUR	591
WASHIM	695
AMRAVATI	786
NASHIK	825
NANDURBAR	840
AKOLA	956
PARBHANI	1018
GADCHIROLI	1032
BULDHANA	1078
AHMEDNAGAR	1197
DHULE	1241
JALGAON	1258
OSMANABAD	1275
HINGOLI	1485
YAVATMAL	1619
LATUR	1638
NANDED	1639
AURANGABAD	1665
CHANDRAPUR	1704
JALNA	1891
BEED	2933

राज्यपुरस्कृत आवास योजना ग्रामीण -हप्ते वितरण

Sr. No.	District	1st Installment (Daily Achivement)	1st Installment Remaining	2nd Installment (Daily Achivement)	2nd Installment Remaining	3rd Installment (Daily Achivement)	3rd Installment Remaining
1	AHMEDNAGAR	0	842	0	2643	0	1197
2	AKOLA	0	758	0	3360	0	956
3	AMRAVATI	0	2686	0	2629	0	786
4	AURANGABAD	0	1939	0	3855	0	1665
5	BEED	0	1381	0	4381	0	2933
6	BHANDARA	0	937	0	1354	0	368
7	BULDHANA	0	471	0	1781	0	1078
8	CHANDRAPUR	0	3410	0	8546	0	1704
9	DHULE	0	822	0	1899	0	1241
10	GADCHIROLI	0	907	0	1467	0	1032
11	GONDIA	0	577	0	1383	0	555
12	HINGOLI	0	3769	0	5748	0	1485
13	JALGAON	0	1328	0	3733	0	1258
14	JALNA	0	884	0	2493	0	1891
15	KOLHAPUR	0	520	0	966	0	259
16	LATUR	0	1014	0	2961	0	1638
17	NAGPUR	0	3389	0	2248	0	354
18	NANDED	0	2510	0	5164	0	1639
19	NANDURBAR	0	1349	0	718	0	840
20	NASHIK	0	1372	0	1456	0	825
21	OSMANABAD	0	1200	0	3432	0	1275
22	PALGHAR	0	170	0	1621	0	573
23	PARBHANI	0	699	0	2221	0	1018
24	PUNE	0	584	0	826	0	478
25	RAIGAD	0	1523	0	1037	0	447
26	RATNAGIRI	0	42	0	115	0	89
27	SANGLI	0	165	0	680	0	292
28	SATARA	0	962	0	267	0	206
29	SINDHUDURG	0	5	0	52	0	23
30	SOLAPUR	0	585	0	1358	0	591
31	THANE	0	922	0	272	0	156
32	WARDHA	0	380	0	893	0	284
33	WASHIM	0	532	0	1447	0	695
34	YAVATMAL	0	2221	0	4631	0	1619
	Total	0	40855	0	77637	0	31450

प्रधानमंत्री आवास योजना ग्रामीण - Delayed Houses

■ पहिला हप्ता मिळाल्यानंतर १२ महिने उलटूनही अपूर्ण घरकुले
 ■ पहिला हप्ता मिळाल्यानंतर १८ महिने उलटूनही अपूर्ण घरकुले
 ■ पहिला हप्ता मिळाल्यानंतर १० दिवसानंतरही दुसरा हप्ता न मिळालेले घरकुले
 ■ दुसरा हप्ता मिळाल्यानंतर १० दिवसानंतरही तिसरा हप्ता न मिळालेले घरकुले
 ■ तिसरा हप्ता मिळाल्यानंतर १० दिवसानंतरही अपूर्ण घरांची संख्या

जिल्हा	पहिला हप्ता मिळाल्यानंतर १२ महिने उलटूनही अपूर्ण घरकुले	पहिला हप्ता मिळाल्यानंतर १८ महिने उलटूनही अपूर्ण घरकुले	पहिला हप्ता मिळाल्यानंतर १० दिवसानंतरही दुसरा हप्ता न मिळालेले घरकुले	दुसरा हप्ता मिळाल्यानंतर १० दिवसानंतरही तिसरा हप्ता न मिळालेले घरकुले	तिसरा हप्ता मिळाल्यानंतर १० दिवसानंतरही अपूर्ण घरांची संख्या
AHMEDNAGAR	2638	1544	3065	1727	34
AKOLA	4080	3150	3608	1038	616
AMRAVATI	7394	4970	6883	1665	1091
AURANGABAD	3538	2100	4448	1405	672
BEED	4772	1778	6183	2238	582
BHANDARA	7775	4466	4165	1062	2762
BULDHANA	3715	1909	4218	1395	820
CHANDRAPUR	3585	1793	3091	972	658
DHULE	8874	3925	5718	2545	1898
GADCHIROLI	4217	2228	2006	1377	1300
GONDIA	1841	1505	2852	1406	190
HINGOLI	1922	641	2451	832	155
JALGAON	9707	6292	10682	2506	643
JALNA	2560	1014	3138	1726	423
KOLHAPUR	1955	627	1832	569	150
LATUR	1301	651	3168	880	91
NAGPUR	3207	2176	2492	857	651
NANDED	11844	8288	15254	3340	398
NANDURBAR	15349	9845	7266	5655	6167
NASHIK	7505	3366	4752	2361	1651
OSMANABAD	1959	561	1580	2419	14
PALGHAR	1719	565	1299	798	1147
PARBHANI	1238	665	4070	1296	108
PUNE	2559	1622	1898	721	599
RAIGAD	693	325	430	281	162
RATNAGIRI	346	29	260	196	133
SANGLI	3251	2089	2894	806	318
SATARA	678	260	638	427	251
SINHDURG	145	56	141	105	32
SOLAPUR	5529	4283	5235	1496	718
THANE	746	172	443	222	302
WARDHA	1154	661	957	507	225
WASHIM	1450	764	2224	1121	55
YAVATMAL	7577	3952	6425	2516	1989